

Fair Districts GA

January Town Hall

Monday, January 22 at 7:00 pm



Special Session in Review & 2024 Session Preview!

A look at Georgia's new
district maps & FDGA's
plans for the 2024 Georgia
legislative session

Register: bit.ly/FDGAJan24

Agenda

- What did the court order?
 - Oct 26 ruling
- What happened during special legislative session?
 - How did the legislature draw new maps?
 - How did Fair Districts GA assess the maps?
- What was the Final Court ruling?
 - December 28
- Are the maps fair?
- Tell us your story – how are you affected?
- Join our Town Hall team
- Q/A



GA Redistricting Litigation 2021 maps (statewide cases)

	Lawsuit	Map(s)	Complaint	Lead legal org
*	Pendergrass v. Raffensberger	Congressional	Federal VRA violation, requests new Black majority district in western Atlanta suburbs	Adam Sparks; Perkins Coie; Elias Law Group / Marc Elias
*	Alpha Phi Alpha Fraternity v. Raffensberger	State House and Senate	Federal VRA violation. Lack of Black majority districts in many areas of state. Cites long history of discrimination	ACLU-GA / Rahul Garabadu; WilmerHale
*	GA NAACP, et. al. v. State of Georgia, Kemp, Raffensberger	Congressional, State House, State Senate	Federal VRA, 14 th & 15 th Amendment violations for minorities in general, cites many districts in each plan, very broad complaint	Lawyer's Committee for Civil Rights
*	Common Cause & LWV v. Raffensberger	Congressional	Violates 14 th Amendment equal protection clause, not VRA. Challenges 6 th , 13 th , 14 th districts as racial gerrymanders	Southern Poverty Law Center
*	Grant, et. al. v. Raffensberger & State Election Board	State House and Senate	Federal VRA violation due to lack of Black majority districts in specific areas. Seeks 3 more Black majority seats in State Senate & 5 more in House.	Adam Sparks; Perkins Coie; Elias Law Group / Marc Elias

* December 28, 2023 decision has been appealed as of January 22, 2024

* Federal 3 Judge Panel Trial (includes Judge Jones) deferred



Federal Court Order

- On October 26th, in a 516 page opinion, Judge Steve Jones ruled that the State violated the Voting Rights Act and ordered specific remedies in the Grant, Alpha Phi Alpha, and Pendergrass cases
- Remedy maps were ordered with a due date of December 8th
- If the State is unable or unwilling to enact remedial plans that satisfy the court by December 8th, the court will draw or adopt remedial plans
- The court enjoined the State from further use of the current maps in any future election



Court Ordered Remedies

- Congress
 - One more majority-Black district in west-metro Atlanta
- State Senate
 - Two additional majority-Black districts in south-metro Atlanta
- State House
 - Two additional majority-Black districts in south-metro Atlanta
 - One additional majority-Black district in west-metro Atlanta
 - Two additional majority-Black districts in and around Macon-Bibb
- The State can not remedy by eliminating minority opportunity districts anywhere else in the plans



We asked legislature to set politics aside...



Fair Districts GA
P.O. Box 1482
Decatur, GA 30031
www.fairdistrictsga.org

October 30, 2023

To: The Honorable Burt Jones, Lieutenant Governor, Georgia State Senate
The Honorable Jon Burns, Speaker of the Georgia House of Representatives
All members of Georgia House Legislative & Congressional Reapportionment Committee
All members of Georgia Senate Reapportionment & Redistricting Committee

From: The undersigned coalition of organizations

Subject: Guidelines for the upcoming redistricting process

Dear Lt. Governor Jones, Speaker Burns, Senators, and Representatives:

We, the undersigned organizations, understand that redistricting will be taking place in a special session starting November 29th as mandated by the recent Federal Court decision. As you plan for this upcoming special session, we urge you to adopt new guidelines for redistricting that improve public access, public participation and provide more opportunity for timely public comment.

Georgians deserve a redistricting process that inspires trust and confidence from all Georgians. As part of the 2021 process, the redistricting committees held public hearings during the summer prior to the census data being released and prior to any draft maps being available. These hearings did not give Georgians an opportunity to comment on the actual maps. During the summer hearings, Georgians overwhelmingly asked for three things:

- Transparency – conduct the work in public and allow Georgians time to review the actual maps
- Fairness – end gerrymandering that disadvantages minority voters and benefits any political party
- Respect for their communities

As we now know, those wishes were not respected.

The process was anything but transparent. Once the special session convened, the bulk of the redistricting work took place behind closed doors. Initial draft maps were released only days before committee hearings, and they were changed and released only hours before – and in one case after – the committee(s) met in public and immediately voted. The bottom line is that very few Georgians had a meaningful chance to comment on the maps which would affect elections for a decade.

Sincerely,

1000 Women Strong
9to5 GA
Act2Change
Asian American Advocacy Fund
Black Voters Matter Fund
CASA in Action
Common Cause Georgia
Communities United for Justice
Equity for All
Fair Districts GA
Fair Fight Action
Faith in Public Life
For Which It Stance
Georgia AFL-CIO
Georgia Equality
Georgia Muslim Voter Project
Georgia Redistricting Alliance
Georgia Shift

Georgia Stand-Up
Georgia Values Action
Georgia Youth Justice Coalition for Action
Indivisible Georgia Coalition
League of Women Voters of Georgia
Mi Familia Vota
Migrant Equity Southeast
New Georgia Project
Peach Concerned Citizens, Inc.
Protect the Vote GA
Rep GA Institute
Represent GA Action Network
Rise, Inc.
SOWEGA Rising
State Innovation Exchange
Women Watch Afrika, Inc.
Working Families Party



Special Session Advocacy

- “Day at the Capitol” on opening day in partnership with LWVGA
- “Gold Dome Team” attended through session
- Testimony on each of the proposed maps; remedy map analysis legislative handouts
- Joint redistricting coalition participation
- Media engagement

A promotional poster for the "FairDistrictsGA & LWVGA Day at the Capitol" event. The poster features a blue background with a white and gold dome of the Georgia State Capitol on the left. The text is in white and yellow. The event is scheduled for Wednesday, November 29, 2023, from 11 a.m. to 3 p.m. Logos for FairDistrictsGA and the League of Women Voters of Georgia (LWV) are at the bottom. A registration link is provided: bit.ly/GoldDomeDay.

FairDistrictsGA & LWVGA

Day at the Capitol

Wednesday, November 29, 2023
11 a.m. - 3 p.m.

FairDistrictsGA

LWV LEAGUE OF WOMEN VOTERS OF GEORGIA

Register: bit.ly/GoldDomeDay



2023 Redistricting Recap: Rapid Map Analysis and Scoring

- Analyzed maps and produced scorecards within 1 hour
- Immediately published on website and social media
- Two-part pass-fail test
 - Did map add the Black voting districts per court order?
 - Did map include unrelated political changes?



Scorecards provide a wealth of information

2023 Proposed Congressional Map

Senate Committee Chair, December 1, 2023

Court Mandate

Add 1 Black majority district in south-metro Atlanta without eliminating any minority opportunity districts

Fair Districts GA assessment

A remedy map should meet the Court's mandate without making any other unnecessary changes. We oppose mid-cycle redistricting, the practice of changing maps between decennial censuses for political gain.

We ask 2 key questions:

- Does the map implement the remedy required by the Court by adding Black majority districts? (Note: The Court may use additional criteria to judge compliance beyond basic demographics.)
- Does the map contain other changes, unrelated to the prescribed remedies, affecting partisan balance or competitiveness of districts?

Comparison of proposed remedy map to 2021 enacted map

Characteristic		2021 Enacted map	Proposed Map	What's changed?	Pass/Fail
Racial Demographics	Black majority districts (>=50% BVAP*)	2	4	Added CD6. CDS went from 49.6% BVAP to 51.1%, was widely considered strong Black opportunity district in 2021 map	Does not comply with mandate due to loss of CD7 as Minority-majority district
	Black influence districts (37%-50% BVAP)	2	1		
	Minority-majority districts**	5	5	Eliminated CD7 (67% down to 33%) Added CD6	X
Partisan Balance***	Republican districts	9	9	New BVAP CD6 added as Democratic district	Contains partisan changes not necessary to comply with court mandate
	Democratic districts	5	5	CD7 flipped from Democratic to Republican	
	Competitive districts (46.5-53.5% partisan balance)	0	0	Still no competitive districts	X

Total districts changed 9/14=64%
Total population moved between districts = 28.8%

* BVAP = Black voting-age population, Black / African American + Black & Hispanic

** Minority-majority = non-Hispanic white population <50%

*** Partisan balance estimated based on 2018-20-21 major statewide elections

Senate Committee Congressional Remedy Map

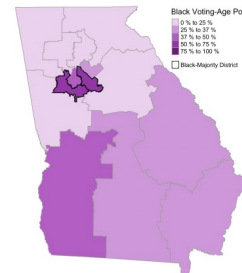
2021 Enacted Map (changed)



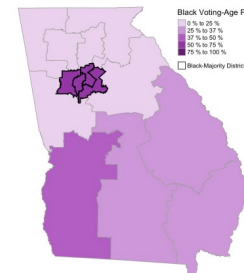
Proposed Map (changed area)



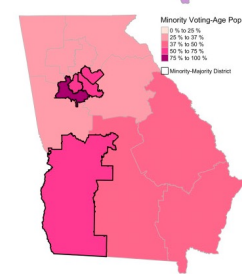
2021 Map Black Districts



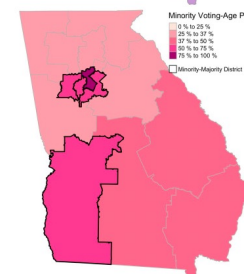
Proposed Map Black Districts



2021 Map Minority Districts



Proposed Map Minority Districts



What is a Fair Map?

Fair maps are an essential component of Free and Fair Elections. Fair Districts GA Foundation believes that maps should:

- Reflect the natural political preferences of voters distributed across the state
- Allow for competition
- Reflect Georgia's diversity by providing sufficient minority-majority opportunity districts and complying with the Voting Rights Act
- Preserve minority influence districts
- Honor communities of interest

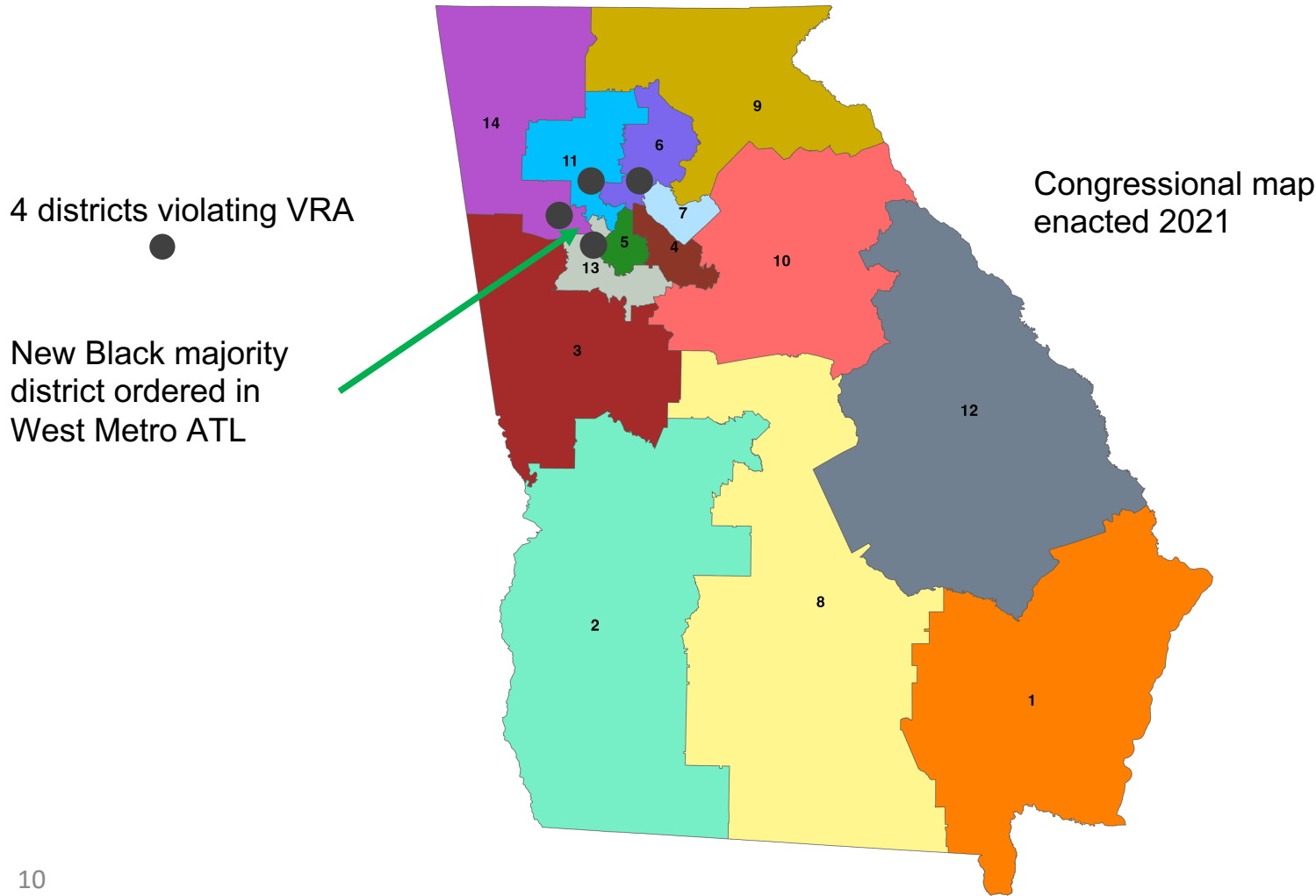


Fair Districts GA Foundation is a non-partisan, non-profit organization that works to encourage a fair and transparent redistricting process in Georgia. Last revised December 2, 2023.

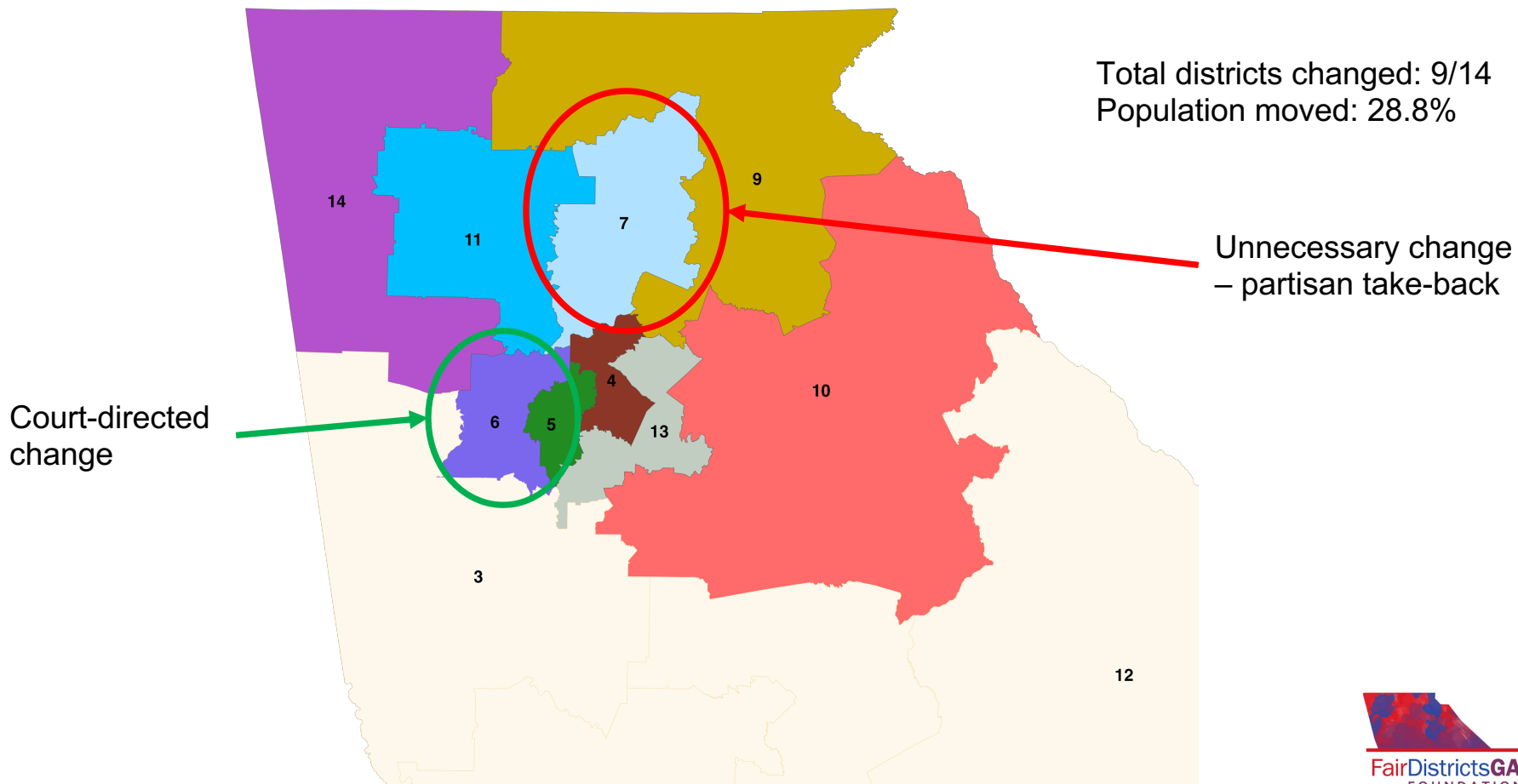


1/22/24

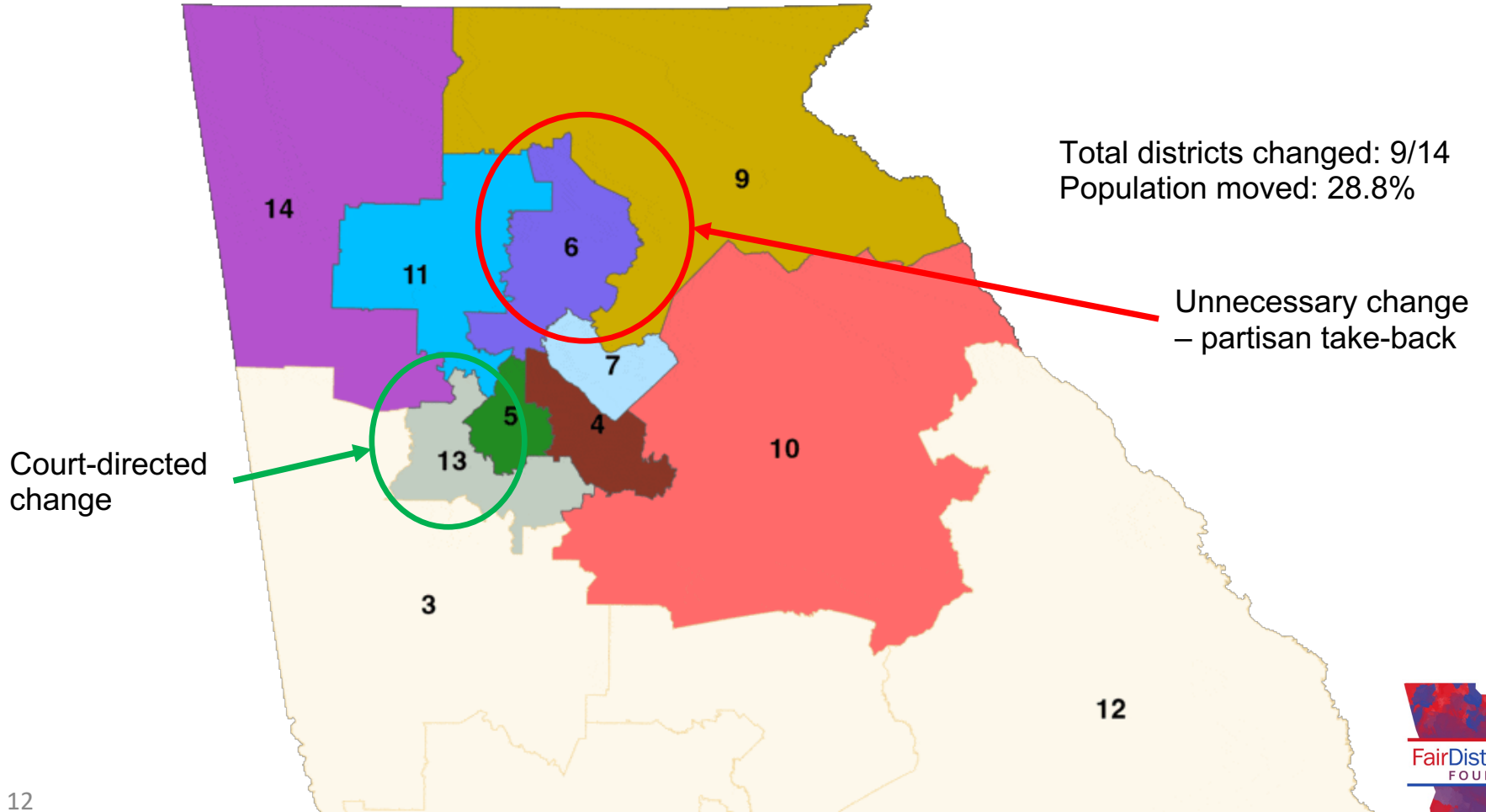
Court finding and order – Congressional map



Changes in Congressional map proposed by Committee chair



Before-and-after view of Congressional map



Scorecards for Congressional Maps

Proposed by Committee Chair - Enacted

Comparison of proposed remedy map to 2021 enacted map

Characteristic	2021 Enacted map	Proposed Map	What's changed?	Pass/Fail	
Racial Demographics	Black majority districts (>=50% BVAP*)	2	4	Added CD6. CD5 went from 49.6% BVAP to 51.1%, was widely considered strong Black opportunity district in 2021 map	Does not comply with mandate due to loss of CD7 as Minority-majority district X
	Black influence districts (37%-50% BVAP)	2	1		
	Minority-majority districts**	5	5	Eliminated CD7 (67% down to 33%) Added CD6	
Partisan Balance***	Republican districts	9	9	New BVAP CD6 added as Democratic district	Contains partisan changes not necessary to comply with court mandate X
	Democratic districts	5	5	CD7 flipped from Democratic to Republican	
	Competitive districts (46.5-53.5% partisan balance)	0	0	Still no competitive districts	

Total districts changed 9/14=64%
Total population moved between districts = 28.8%

Proposed by Democratic Caucus

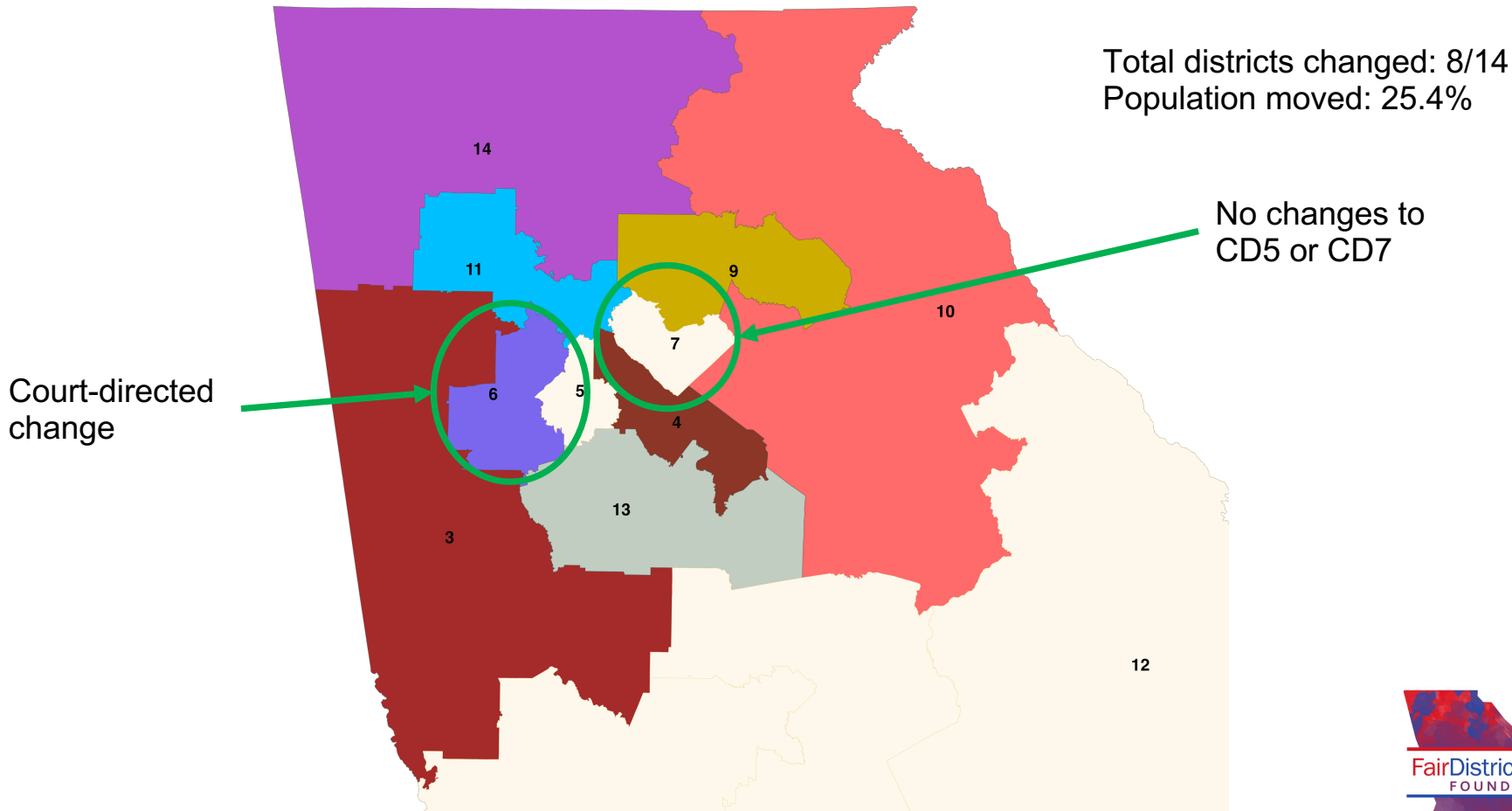
Comparison of proposed remedy map to 2021 enacted map

Characteristic	2021 Enacted map	Proposed Map	What's changed?	Pass/Fail	
Racial Demographics	Black majority districts (>=50% BVAP*)	2	3	Added CD6	Complies with court mandate ✓
	Black influence districts (37%-50% BVAP)	2	2	No change	
	Minority-majority districts**	5	6	Added CD6	
Partisan Balance***	Republican districts	9	8	New BVAP CD6 added as Democratic district	No unnecessary changes for partisan gain ✓
	Democratic districts	5	6		
	Competitive districts (46.5-53.5% partisan balance)	0	0	Still no competitive districts	

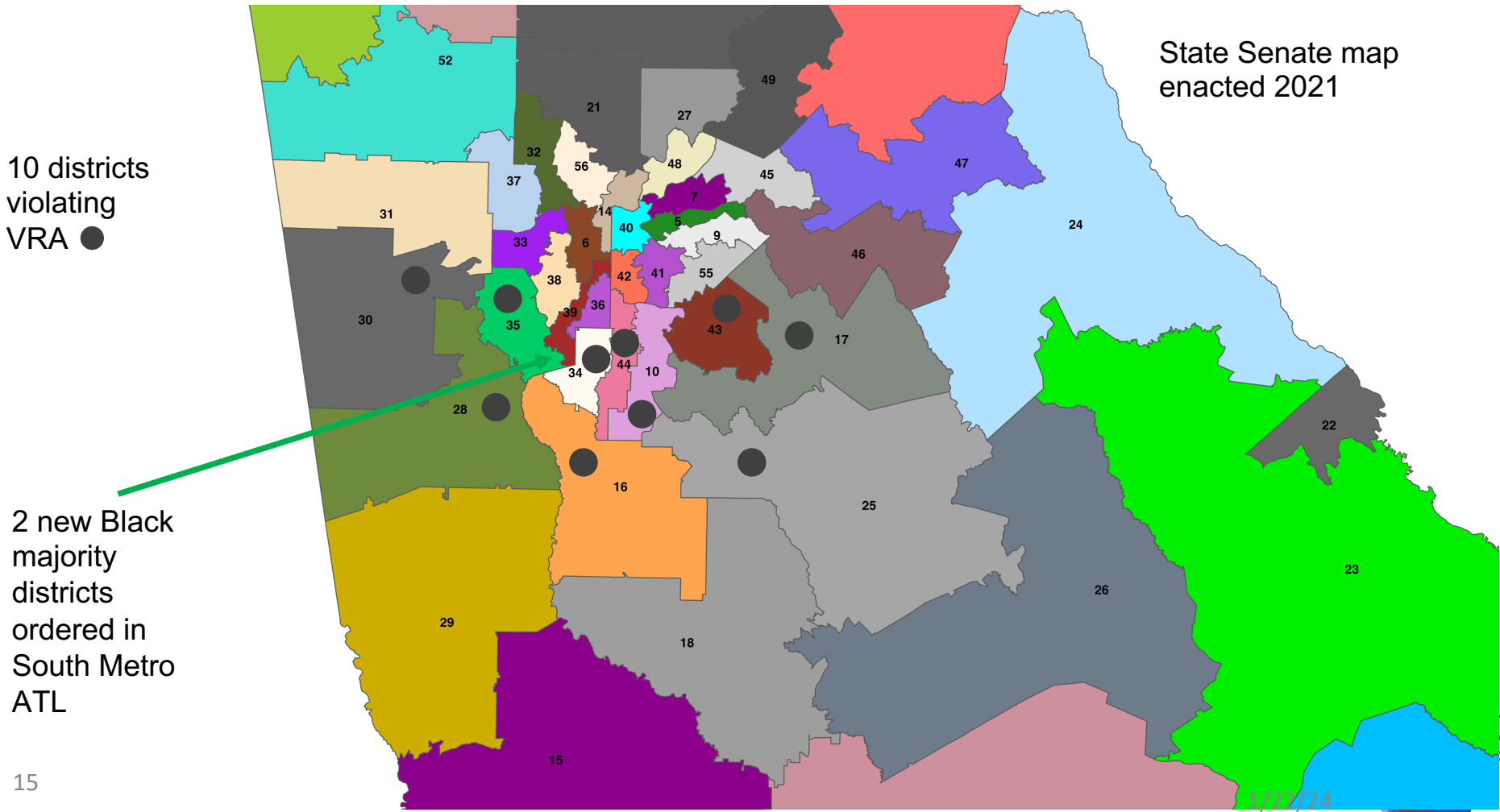
Total districts changed 8/14=57%
Total population moved between districts = 25.4%



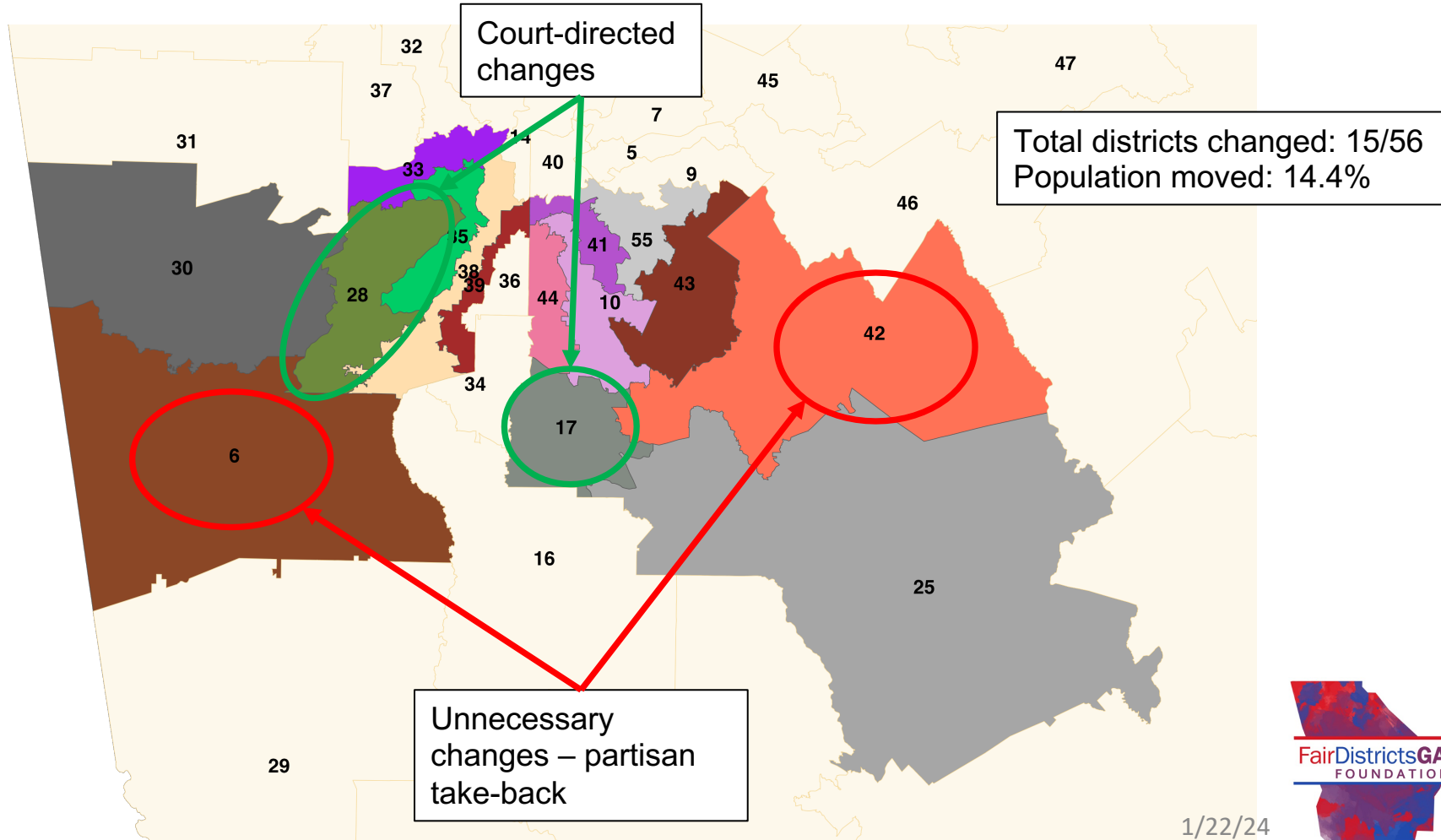
Changes in Congressional map proposed by Democratic Caucus



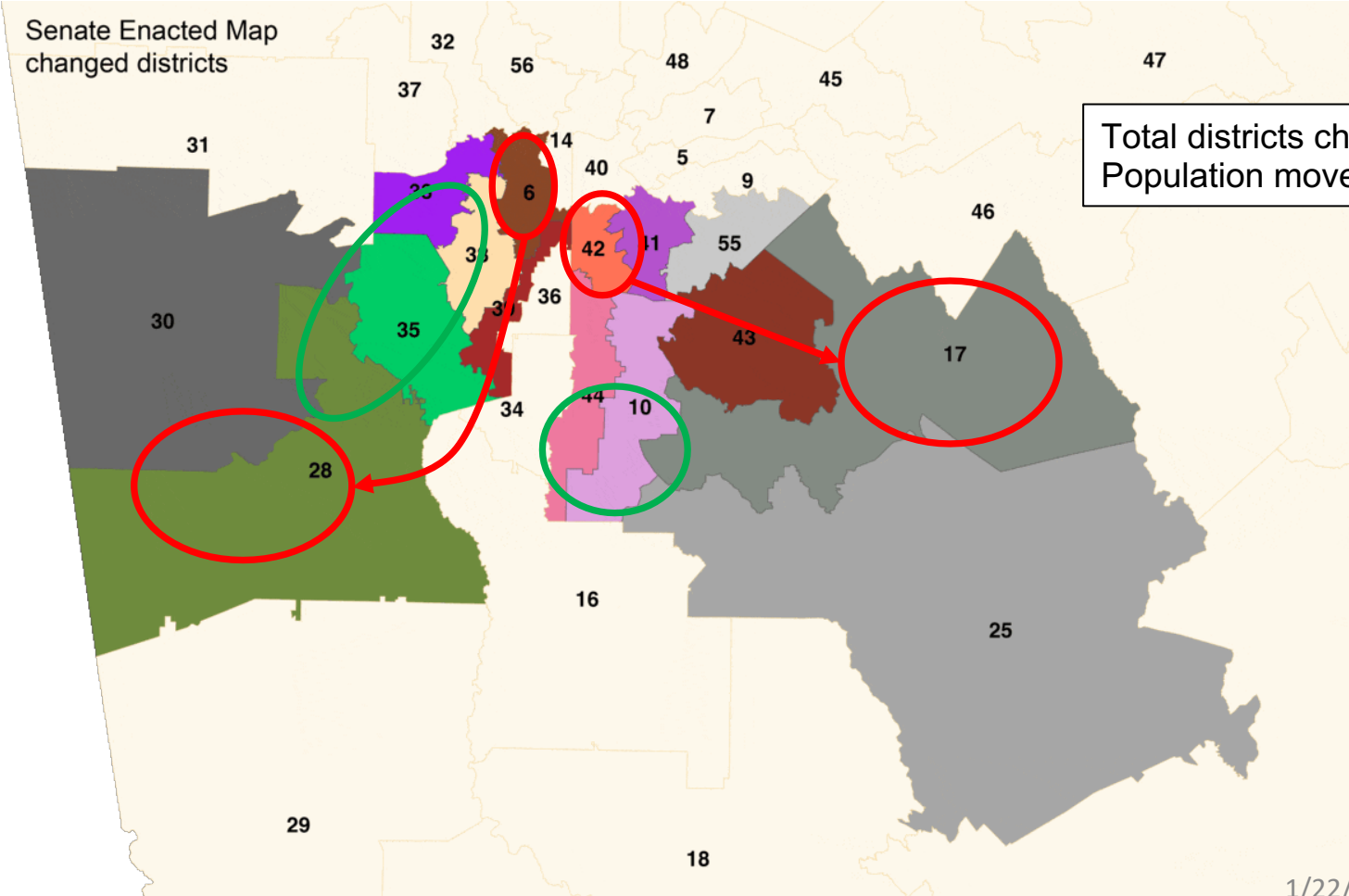
Court finding and order – State Senate map



Changes in State Senate map proposed by Committee chair



Before-and-after view of Senate map



Scorecards for Senate Maps

Proposed by Committee Chair - Enacted

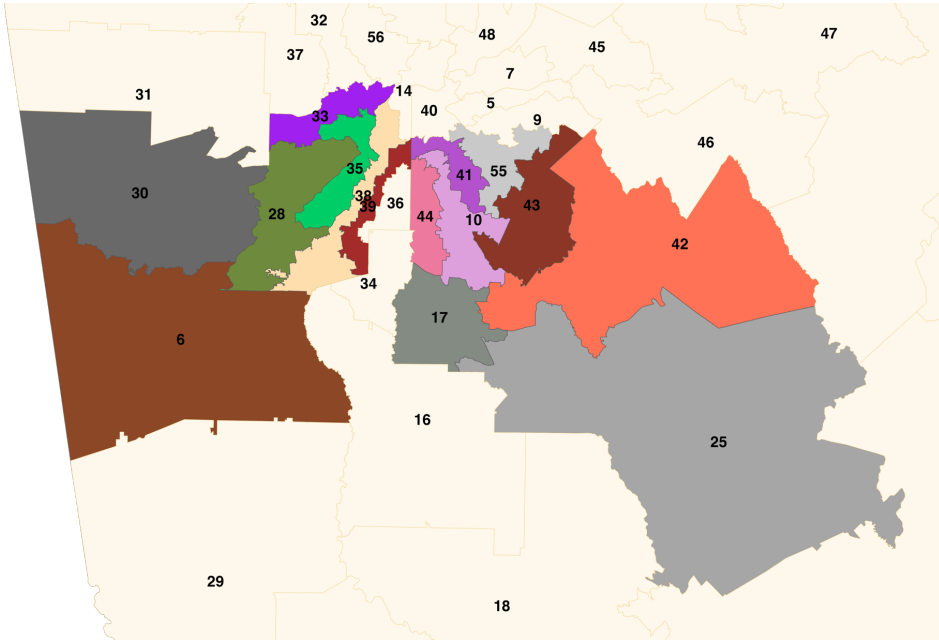
Comparison of proposed remedy map to 2021 enacted map					
Characteristic		2021 Enacted map	Proposed Map	What's changed?	Pass/Fail
Racial Demographics	Black majority districts (>=50% BVAP*)	14	16	Added SD17 & SD28	Complies with mandate ✓
	Black influence districts (37%-50% BVAP)	2	1	SD33 decreased 43% to 35.3%	
	Minority majority districts**	20	22	Added SD17 & SD28	
Partisan Balance***	Republican districts	33	33	SD17 & SD28 are new Democratic districts. SD6 & SD42 were moved and flipped from Democratic to Republican.	Contains partisan changes not necessary to comply with court mandate
	Democratic districts	23	23		
	Competitive districts (46.5-53.5% partisan balance)	1	1	No additional competitive districts	✗
Total districts changed 15/56=27% Total population moved between districts = 14.4%					

Proposed by Democratic Caucus

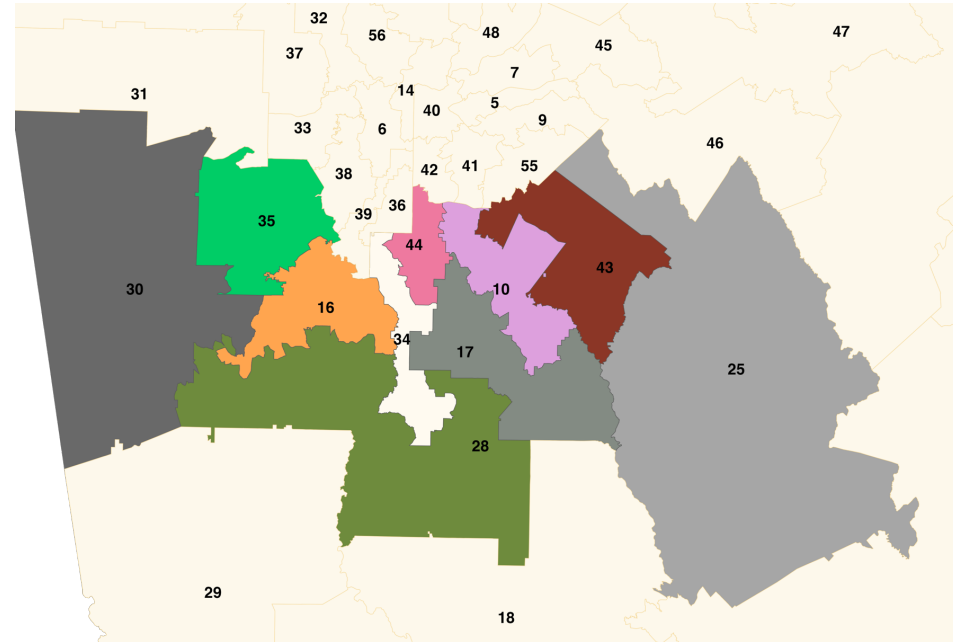
Comparison of proposed remedy map to 2021 enacted map					
Characteristic		2021 Enacted map	Proposed Map	What's changed?	Pass/Fail
Racial Demographics	Black majority districts (>=50% BVAP*)	14	16	Added SD16 & SD17	Complies with mandate ✓
	Black influence districts (37%-50% BVAP)	2	2	No change	
	Minority majority districts**	20	22	Added SD16 & SD17. SD25 was minority influence district, now below 37%.	
Partisan Balance***	Republican districts	33	31	SD16 & SD17 are new Democratic districts.	No unnecessary changes for partisan gain
	Democratic districts	23	25		
	Competitive districts (46.5-53.5% partisan balance)	1	1	No additional competitive districts	✓
Total districts changed 10/56=18% Total population moved between districts = 8.4%					



Democratic Caucus Senate map made fewer changes

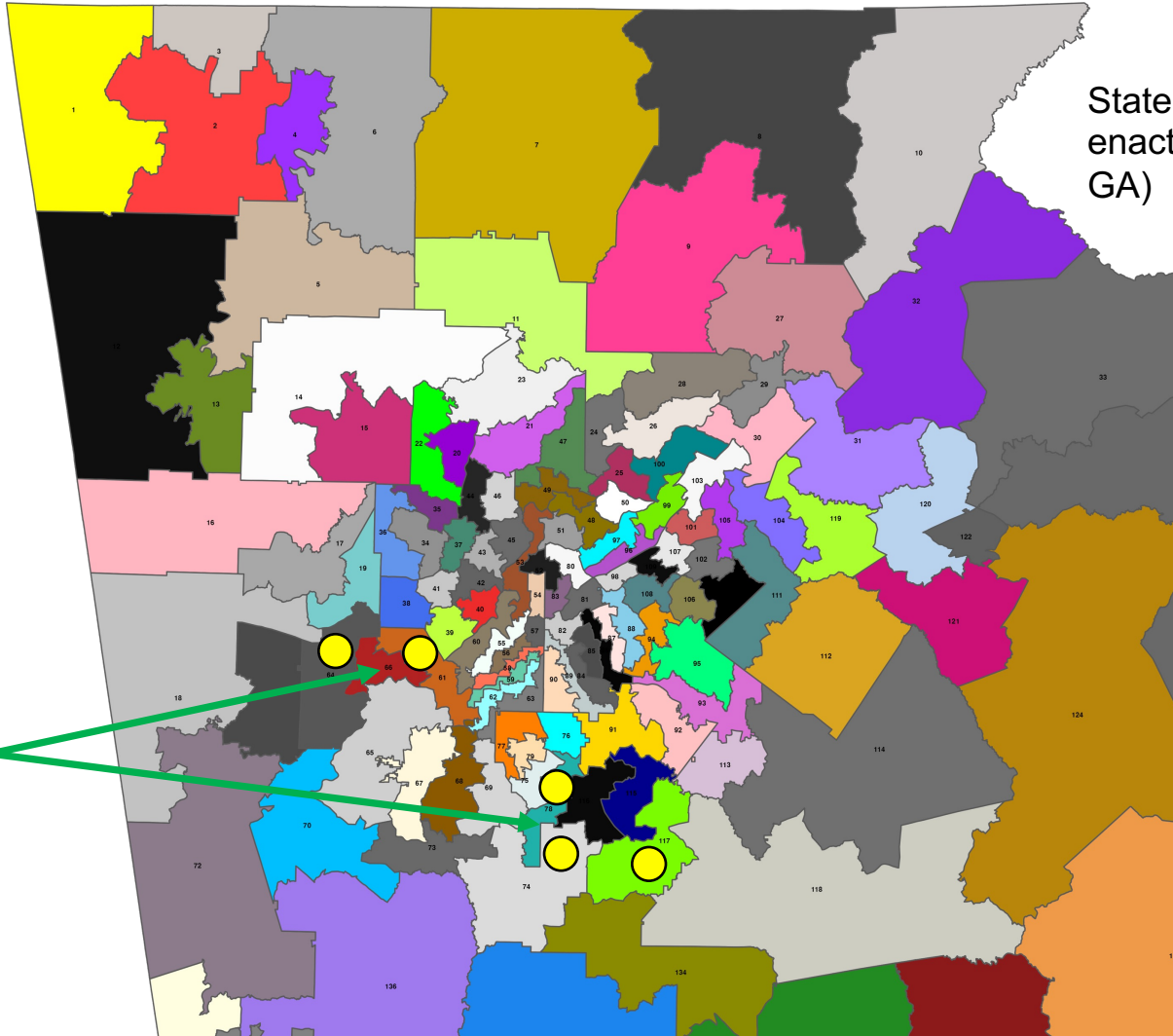



Committee chair map
Total districts changed: $15/56=27\%$
Population moved: 14.4%



Dem Caucus map
Total districts changed: $10/56=18\%$
Population moved: 8.4%

Court finding and order – State House map




5 districts violating VRA 

State House map enacted 2021 (North GA)

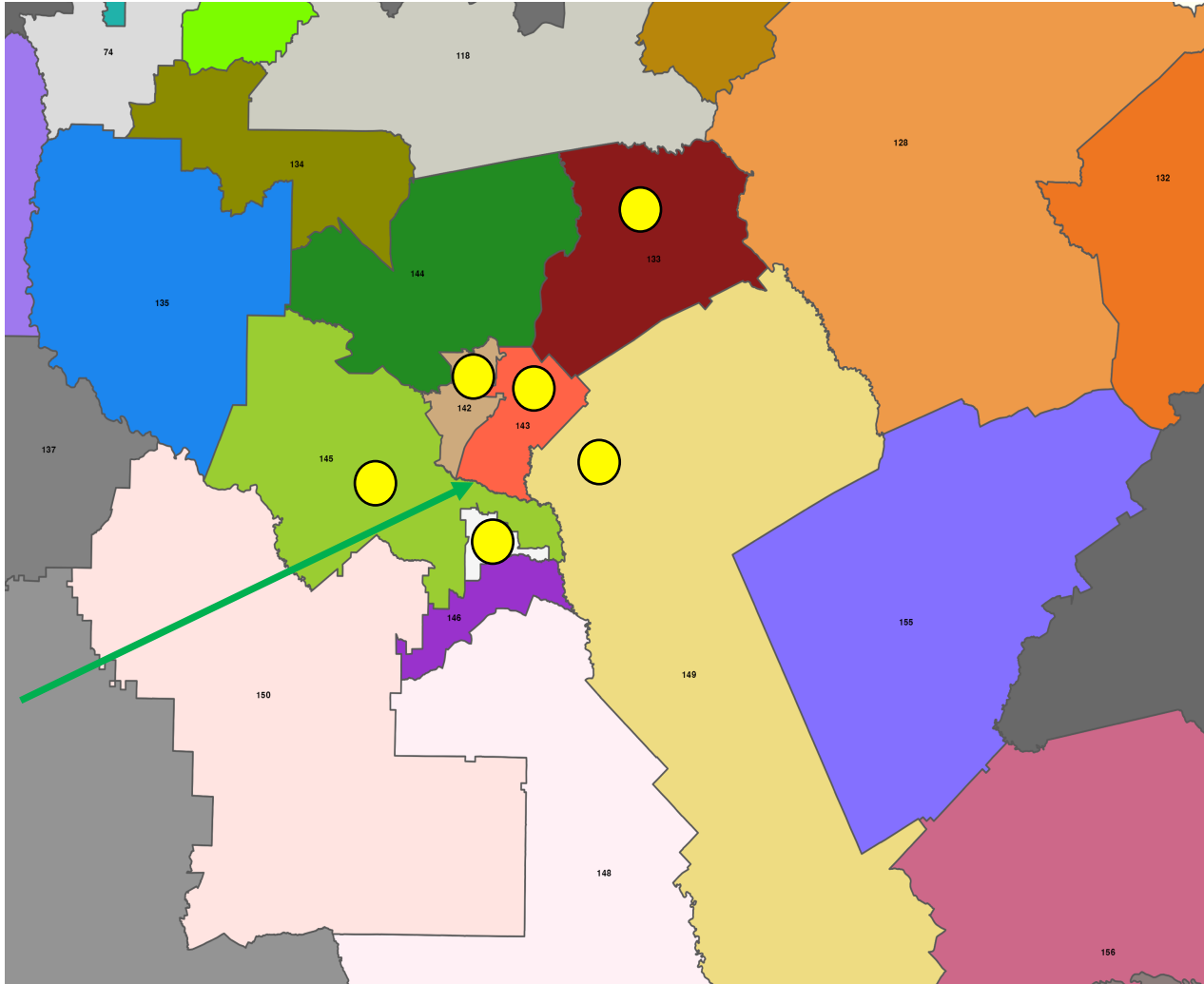
New Black majority districts ordered in South (2) & West (1) Metro ATL



Court finding and order – State House map

6 districts violating VRA 

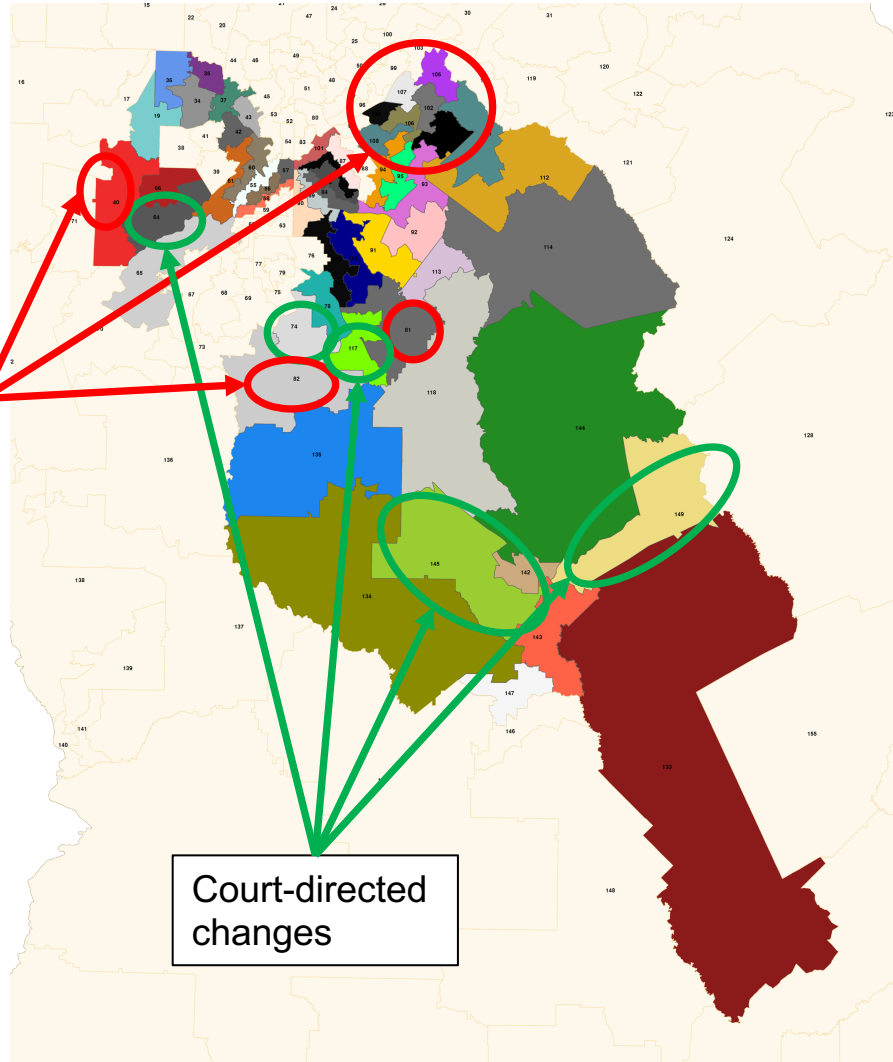
State House map enacted 2021 (Macon/Bibb region)



2 new Black majority districts ordered in Macon/Bibb area



Changes in State House map proposed by Committee chair

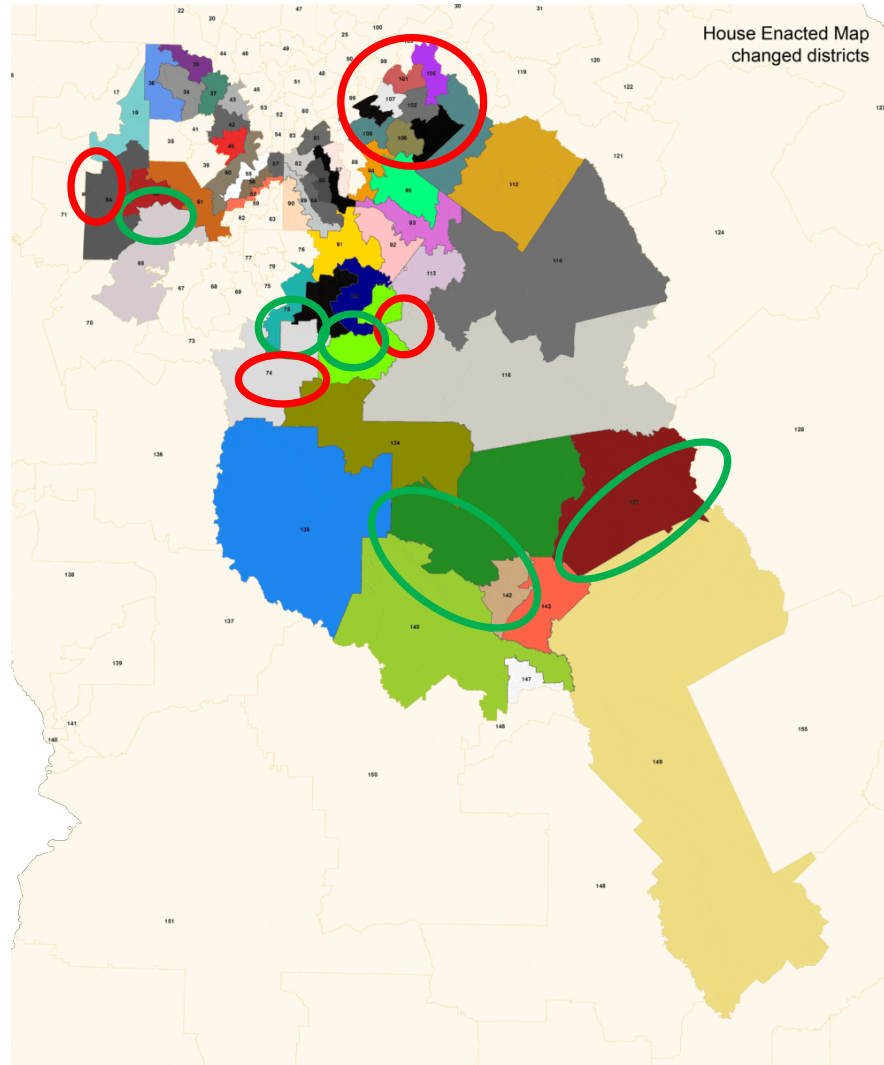


Unnecessary changes – partisan take-back

Court-directed changes

Total districts changed:
57/180
Population moved: 15.7%

Before-and-after view of State House map



Total districts changed:
 $57/180 = 32\%$
Population moved: 15.7%

Scorecards for State House Maps

Proposed by Committee Chair - Enacted

Comparison of proposed remedy map to 2021 enacted map

Characteristic		2021 Enacted map	Proposed Map	What's changed?	Pass/Fail
Racial Demographics	Black majority districts (>=50% BVAP*)	49	54	Added HD64, HD74, HD117, HD145, HD149	Complies with mandate ✓
	Black influence districts (37%-50% BVAP)	9	9	No change	
	Minority majority districts**	76	81	Added above BVAP districts. HD81 decreased 53% to 34%. HD35 increased 46% to 51%	
Partisan Balance***	Republican districts	98	97	Five new BVAP districts are new Democratic districts. HD40, HD81, & HD82 were moved and flipped Dem to Rep. HD105 decreased to 49.5% Dem	Contains partisan changes not necessary to comply with court mandate
	Democratic districts	82	83		
	Competitive districts (46.5-53.5% partisan balance)	9	9	No additional competitive districts	✗
Total districts changed 57/180=32% Total population moved between districts = 15.7%					

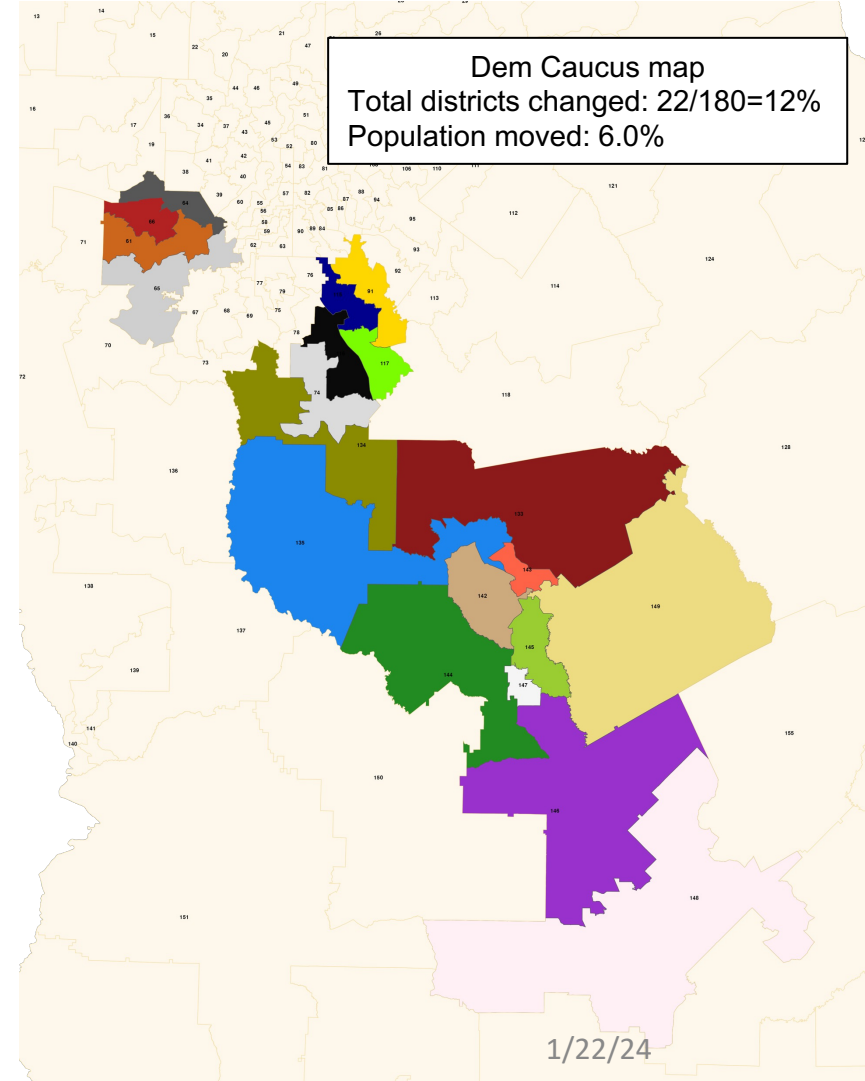
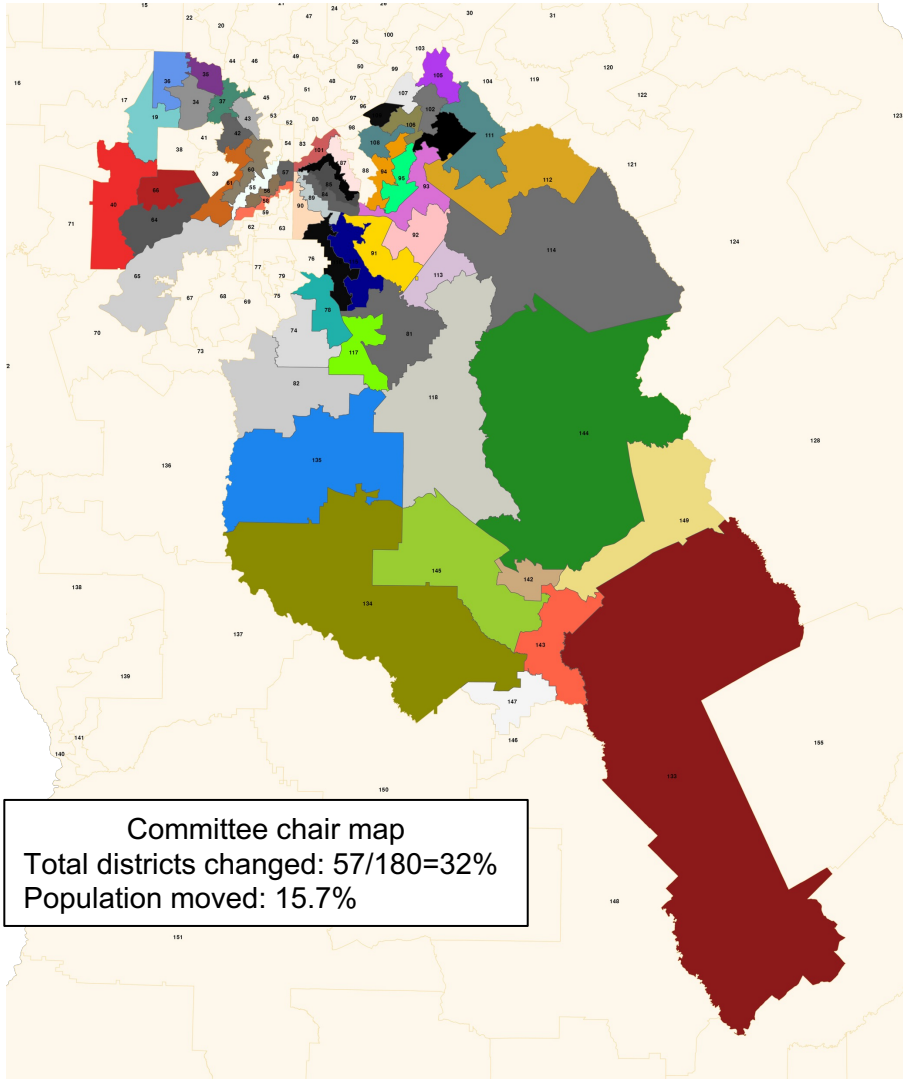
Proposed by Democratic Caucus

Comparison of proposed remedy map to 2021 enacted map

Characteristic		2021 Enacted map	Proposed Map	What's changed?	Pass/Fail
Racial Demographics	Black majority districts (>=50% BVAP*)	49	53	Added HD64, HD117, HD145, HD149	Missing one Black majority district ✗
	Black influence districts (37%-50% BVAP)	9	11	Added HD74 (47.9%) & HD148 (37.3%)	
	Minority majority districts**	76	81	Added above BVAP districts plus HD74.	
Partisan Balance***	Republican districts	98	93	Four new Black majority districts + HD74 flipped from Republican to Democratic majority	No unnecessary changes for partisan gain
	Democratic districts	82	87		
	Competitive districts (46.5-53.5% partisan balance)	9	8	HD117 no longer competitive	✓
Total districts changed 22/180=12% Total population moved between districts = 6.0%					



Democratic Caucus House map made far fewer changes



Fair Districts GA at Special Session

- Testified at 6 committee hearings
- Scorecards were important part of the conversation and floor debate
- We objected to the principle that maps should maintain existing partisan balance.



Key takeaway: Mid-cycle redistricting continues

Final Court Decision on 2023 Maps – 12/28/23

- Senate & House maps
 - Plaintiffs argued that Black voting opportunity in areas of violation was not significantly improved in drawing of new BVAP Districts.
 - Judge was not persuaded.
- Congressional map
 - Plaintiffs argued that elimination of minority-majority district CD7 violated the VRA.
 - Judge ruled that case was limited to Black voting issues, not all minorities as a group.



Appealed as of January 22, 2024

Are the new maps fair?

	Minority representation	Partisan balance			
	VRA compliance	Partisan lean 2021 map	Letter grade (Princeton)	Partisan lean 2023 map	Estimated change to grade *
Congressional	Improved for Black voters, not for minorities as a whole	+2 Republican	C	+2 Republican	No change
State Senate	Improved for Black voters	+5 Republican	F	+5 Republican	No change
State House	Improved for Black voters	+8 Republican	B	+7 Republican	Slightly improved

* Note: Princeton Gerrymandering Project has not formally graded the 2023 maps



Fair maps are an essential part of Free and Fair Elections

AJC EXCLUSIVE

Georgians believe '24 election will be fair

But conservatives remain suspicious of current voting machines, fraud.

By Mark Niesse

Mark.Niesse@ajc.com

Heading into the 2024 presidential election, a slight majority of Georgia voters prefer sticking with the state's touchscreen voting machines and say they're confident the election will be conducted fairly.

AJC
POLL

WILL THE
ELECTION
BE FAIR?

- Free and Fair Elections require
 - Fair conduct of the election
 - Fair maps that allow for competition



Mid-cycle redistricting

- Mid-cycle redistricting = redrawing maps for political purposes
 - Between census cycles
 - Unnecessary changes added to court-ordered maps
- Allowed by 2006 Georgia state court case
- 66 district changes since 2006 in 4 major waves

Wave	Purpose	Districts changed
2006	“Correcting” maps drawn by Democrats in 2001, but after court had redrawn and/or approved them in 2004 Federal court case	All 13 Congressional 11 Assembly
2012	Additional changes following 2011 decennial maps approved	23 Assembly
2015	Improve incumbents’ election chances	17 Assembly
2023	Partisan take-backs following court-ordered fixes to VRA violations	1 Congressional 5 Assembly

Comprehensive report: FDGA September 2023 Town Hall

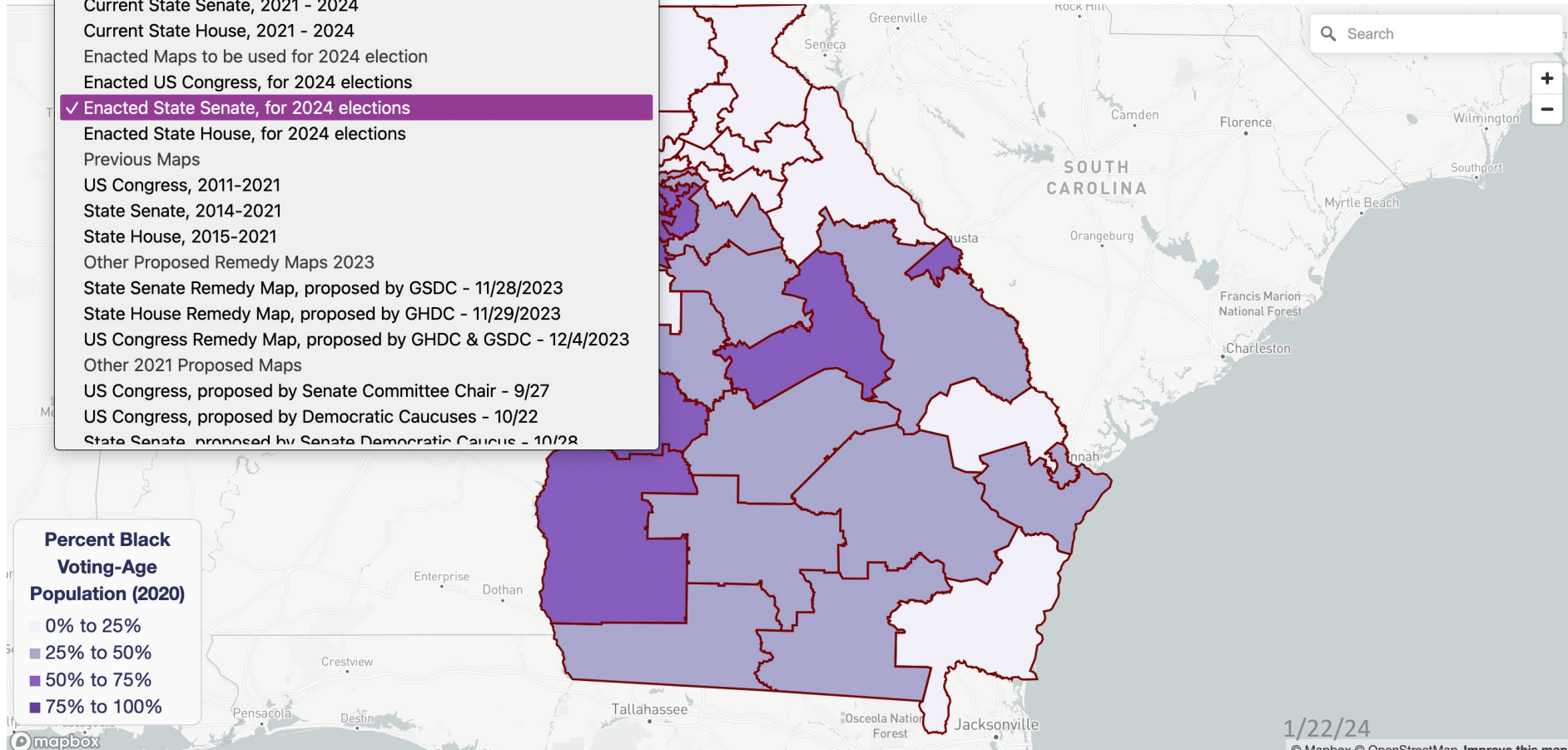
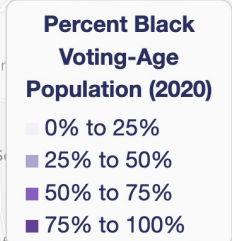


Explore the new maps

FairDistrictsGA.org/georgia-explorer

Enacted State Senate, for 2024 elections -- Percent Black Voting Age Population Show data at district-level

- Select the political boundary
- Current US Congress, 2021 - 2024
- Current State Senate, 2021 - 2024
- Current State House, 2021 - 2024
- Enacted Maps to be used for 2024 election
- Enacted US Congress, for 2024 elections
- ✓ Enacted State Senate, for 2024 elections**
- Enacted State House, for 2024 elections
- Previous Maps
- US Congress, 2011-2021
- State Senate, 2014-2021
- State House, 2015-2021
- Other Proposed Remedy Maps 2023
- State Senate Remedy Map, proposed by GSDC - 11/28/2023
- State House Remedy Map, proposed by GHDC - 11/29/2023
- US Congress Remedy Map, proposed by GHDC & GSDC - 12/4/2023
- Other 2021 Proposed Maps
- US Congress, proposed by Senate Committee Chair - 9/27
- US Congress, proposed by Democratic Caucuses - 10/22
- State Senate, proposed by Senate Democratic Caucus - 10/28



Tell Us Your Story

How do the new enacted maps affect you?

Email a paragraph to info@fairdistrictsga.org

- Did your legislator(s) change?
- How does your new district reflect your interests or not?
- Is there a personal impact for you?



Volunteers make Town Halls happen

- Coordinator
 - Eventbrite set up
 - Run-of-show
 - Dry run Zoom
 - Assemble volunteer team
 - 5-6 events / year, ~10 hours per event
- Zoom team
 - Zoom hosts – primary and back-up
 - Chat monitor / Q/A coordinator
 - Chat messenger – posts links & resources



Q and A

Thank you

Email: info@fairdistrictsga.org

Twitter: [@FairDistrictsGA](https://twitter.com/FairDistrictsGA)

Web: fairdistrictsga.org

Facebook: [@FairDistrictsGA](https://www.facebook.com/FairDistrictsGA)

Instagram: [@FairDistrictsGA](https://www.instagram.com/FairDistrictsGA)

Next Town Hall



Your support made this program possible
– Thank you!



FairDistrictsGA.org/donate



[@FDGAven](https://twitter.com/FDGAven)